



8-Port 100Mbps PoE Switch with 2 Gigabit Uplink



POE-SW308

802.3at PoE+ 802.3af	PoE WatchDog 	UTP Extend -250m
-----------------------------------	----------------------------	-------------------------------

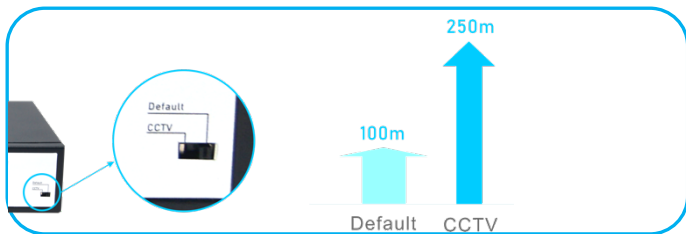
Key Features:

- Ports:** Provide 8*10/100Mbps PoE ports and 2 *1000Mbps Uplink
- PoE Standard:** IEEE802.3af/at Power over Ethernet (PoE) Compliant
- Total Power:** Total power budget of 100W and 30W for all single PoE ports
- Self-adaption:** RJ45 port supports 10/100Mbps Auto MDI/MDIX
- Extend Mode:** Extend PoE up to 250m on one single cable
- Wide Application:** Designed for Wifi AP and IP Security camera.VoIP etc
- Surge protection:** Protect the device from lightning surges and others electrical hazards
- Considerate Design:** Exquisite compact size with fanless design
- Easy to use:** Plug and play, No configuration required

Versatile PoE Port

Featuring 8* 10/100Mbps PoE ports which support IEEE802.3af/at standard and 2 * 1000Mbps Uplink ports. This PoE switch provides Maximun power budget of 100W and 30W for single PoE ports sepectively,allowing users to have several different Networking products configured

802.3at 30W				
802.3af 15.4W				




Flexible Extend Mode

With the extend mode, the PoE Switch Series is able to offer more flexible choices for long range transmission, extending the distance up to 250m, which is greatly helpful to bring better user experience.

Surge Protection Design

Reaching 6KV surge protection, the PoE ports owns the capacity to keep the PoE Switch from lightning strikes and other electrical surges, offering reliable performance even in some harsh environments.



POE-SW308

8-Port 100M PoE Switch with 2 Gigabit Uplink

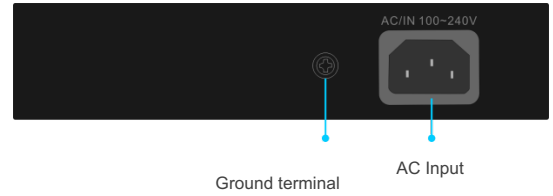
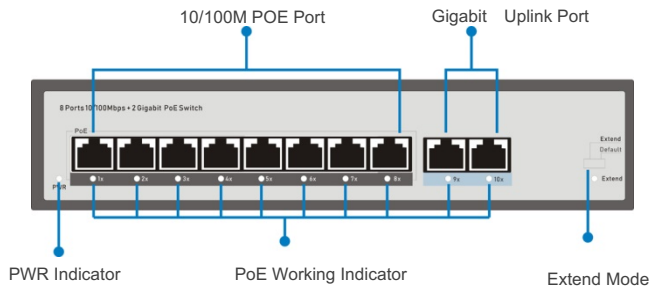
Technical Datasheet

Model	POE-SW308	
Hardware Specifications		
Network Connector	8*10/100BASE-T RJ45 auto MDI/MDIX ports 2*10/100/1000BASE-T RJ45 auto MDI/MDIX ports	
PoE Port	8* 10/100Mbps POE PSE port	
LED indicators	Power Indicator: PWR(green). Network Indicator: Link(yellow) PoE Working Indicator: PoE(green)	
Switch Architecture	Store and Forward	
Transmission model	IEEE802.3X full-duplex and Backpressure half-duplex	
Switch Performance	Backplane bandwidth	7.6Gbps
	Packet forwarding rate	4.2Mpps
	MAC address	4k
Power requirement	AC100-240V 50/60Hz	
ESD Protection	6KV ESD	
Dimension(W×D×H)	202mm x 104mm x 44.5mm(7.95in x 4.09in x 1.75in)	
Weight	1.1Kg	
Power over Ethernet (PoE) Specifications		
Network standard	IEEE802.3i 10 BASE-T	
	IEEE802.3u 100 BASE-TX	
	IEEE 802.3ab Gigabit 1000BASE-T	
	IEEE802.3x Flow Control	
	IEEE802.3af Power over Ethernet	
	IEEE802.3at Power over Ethernet	
PoE Standard	IEEE802.3az EEE	
	IEEE 802.3af Power over Ethernet/PSE IEEE 802.3at Power over Ethernet Plus/PSE	
PoE Supply Type	1/2(+), 3/6(-) End-span	
PoE Power Output	Per Port 52V DC, 300mA. max. 15.4 watts (IEEE 802.3af)	
	Per Port 52V DC, 600mA. max. 30 watts (IEEE 802.3at)	
PoE Power budget	100W	
Environment		
Safety	FCC Part15 Class A,CE,RoHs	
Environment specification	Operating temperature: -20℃~55℃, operating humidity: 5%~95%	
	Storage temperature: -40℃~75℃, storage humidity: 5%~95%	

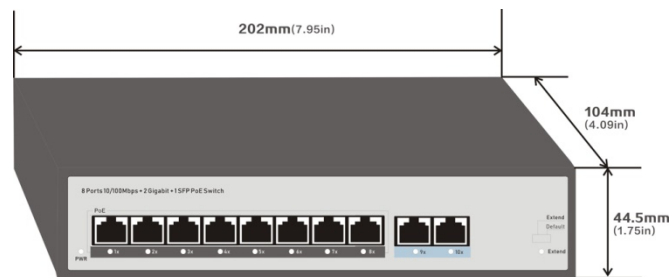
POE-SW308

8-Port 100M PoE Switch with 2 Gigabit Uplink

Interfaces



Structure Diagrams



Applications

