LINOVISION

Industrial 7 Ports DC12V PoE Switch
POE-SW507GDF-BT
Quick Guide (V1.0/2026-11-13)

Quick Guide

Package Contents



POE-SW507GDF-BT

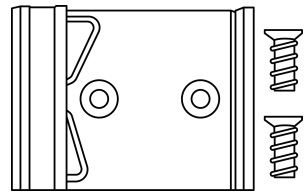

DIN-Rail Mounting Accessory

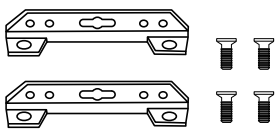

Wall Mounting Accessory



Quick Guide

Connection Diagram

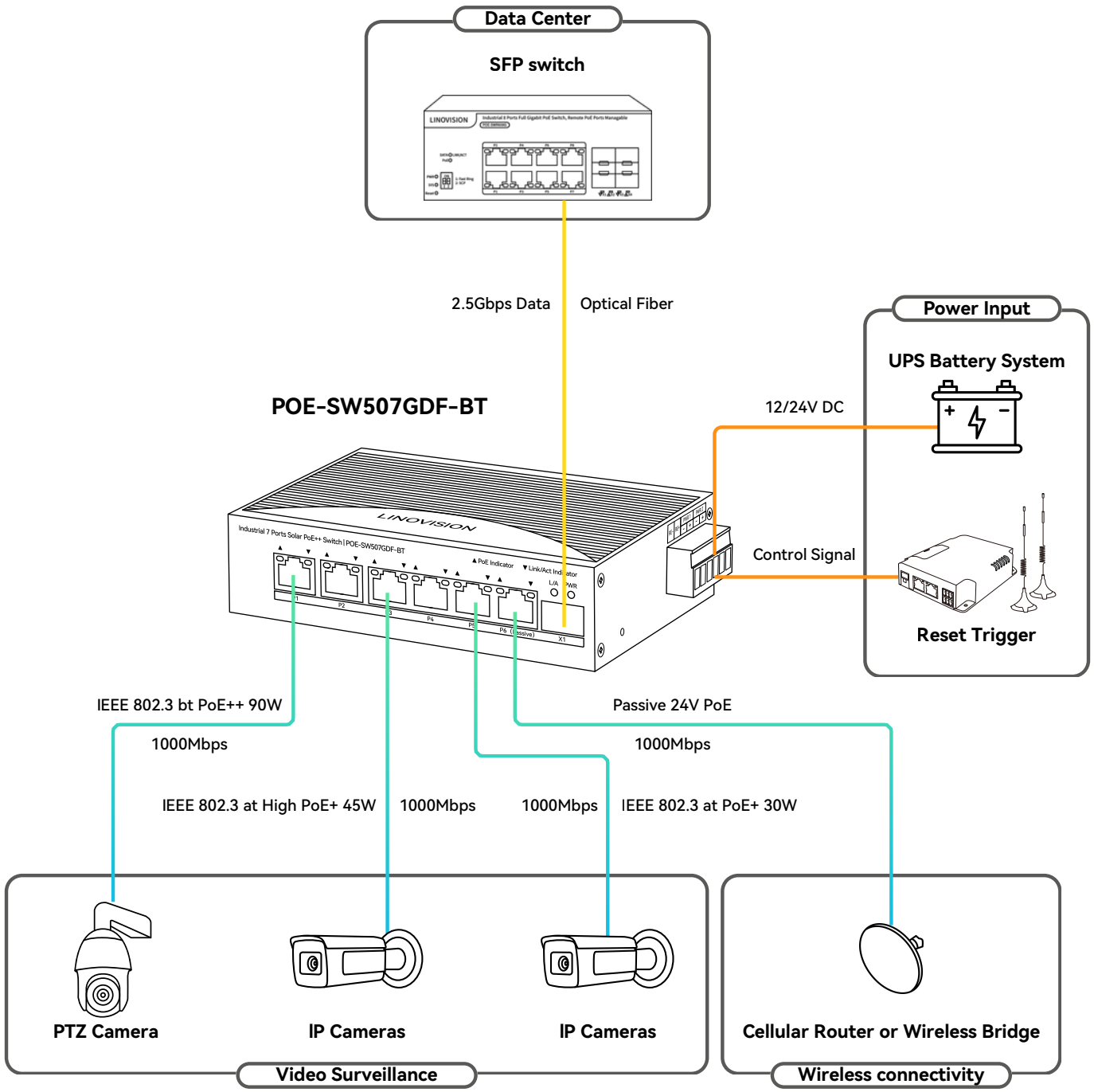

Interface

Front View

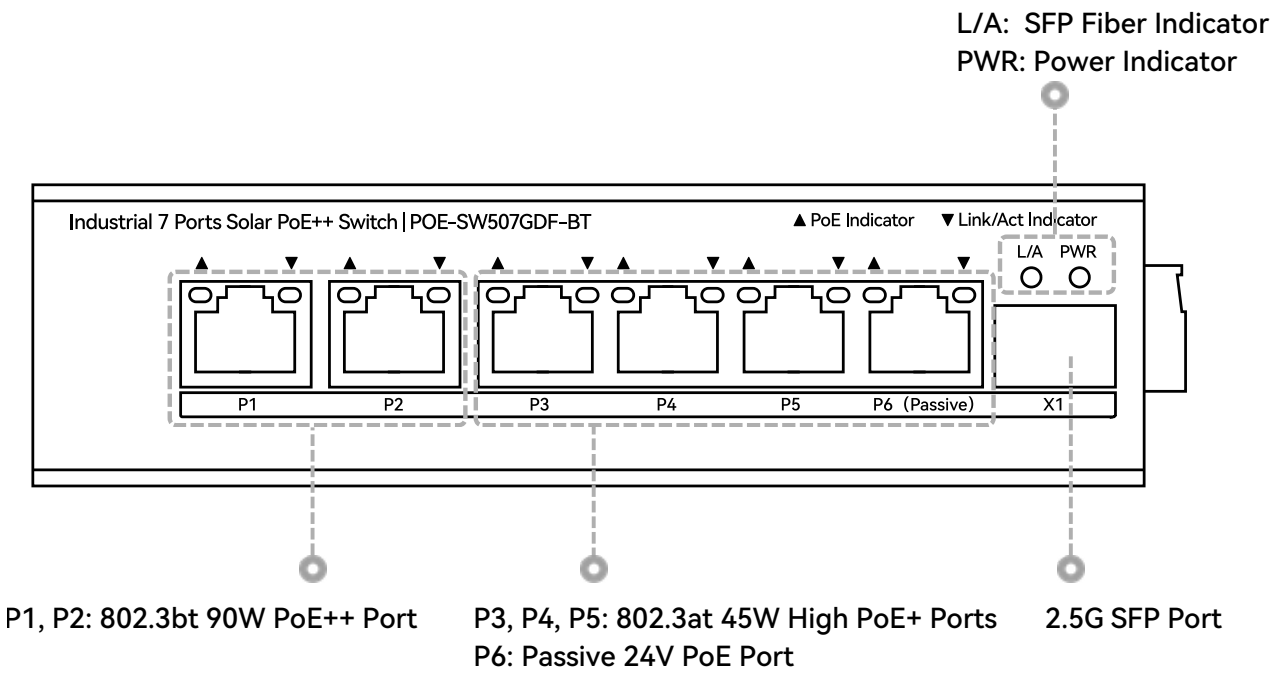

Left View

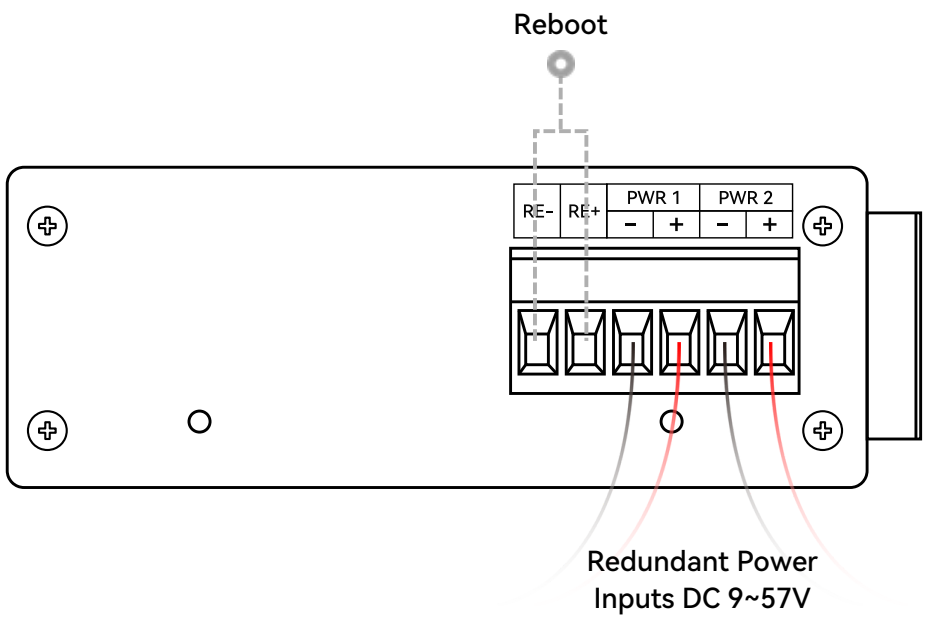

Installation



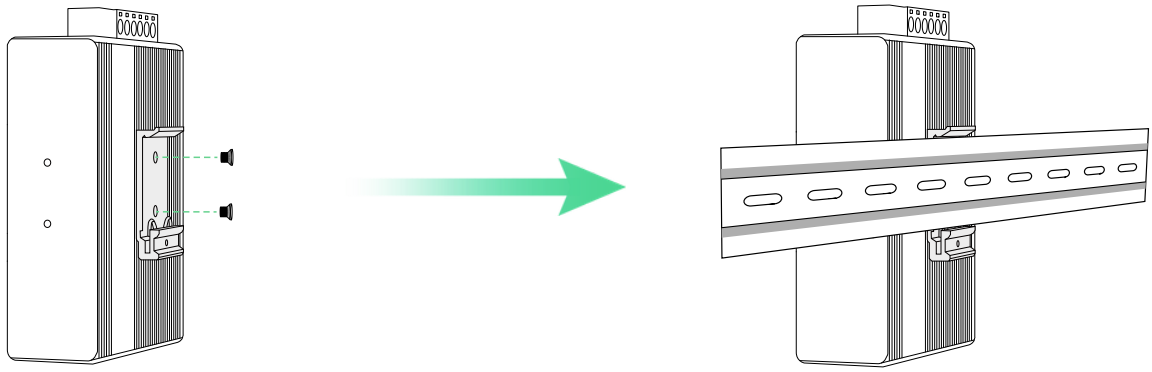

DIN-Rail Mounting

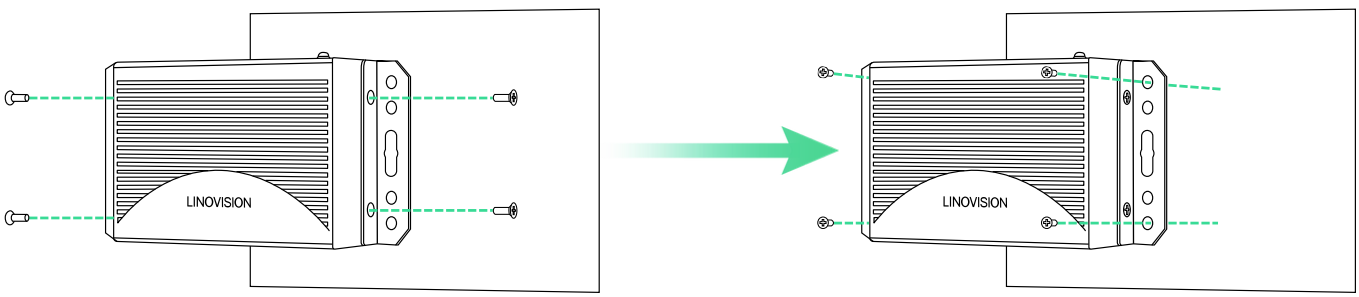

Wall Mounting

Specifications

Mechanical & Electrical	
Enclosure Material	Metal
Dimensions (W x D x H)	142 × 102 × 38 mm (5.59 × 4.01 × 1.50 in)
Weight	550g (1.21lb)
Installation	DIN-Rail & Wall Mount
LED Indicators	PWR (Power), Link/Act Indicator, POE Indicator
PoE Power Budget	70W (DC12V input) 140W (DC24V input) 280W (DC48V input)
Interface	
Network	6 x 10/100/1000 Mbps RJ45 Ports 1 x 1000/2500 Mbps SFP+ Ports
DC Power Input	DC 9-57 V, 6-pin terminal block (Include RE Input)
RE Input	Reboot Interface (DC 0-36V) High Level (>2V) = Switch Power OFF Low Level (<0.6V) = Switch Power ON
Ethernet	
Standards	IEEE 802.3 Ethernet IEEE 802.3u Fast Ethernet IEEE 802.3ab Gigabit Ethernet IEEE 802.3az Energy Efficient Ethernet (EEE)
PoE Output Ports	Port 1-2: PoE++, IEEE 802.3af/at/bt, up to 90W, 4 Pair Port 3-5: High PoE+, IEEE 802.3af/at, up to 45W, Mode B Port 6: Passive 24V PoE, up to 15W (Pins 4/5 [+], 7/8 [−])
Environment	
Operating Temperature	-20°C to 70°C (-4°F to 158°F)
Storage Temperature	-20°C to 75°C (-4°F to 167°F)
Relative Humidity	5% to 95% non-condensing

LED Indicators

LED	Color	Status	Indication
PWR	Orange	ON	Power input is present.
		OFF	No power input.
Link/Act	Green	Flashing	The port is transmitting or receiving data.
		OFF	No network link is established.
PoE	Orange	ON	PoE power is being supplied to the connected device.
		OFF	No PoE-powered device is connected.